


CENTER HINGE FOR FOLDING DOORS



CH-75

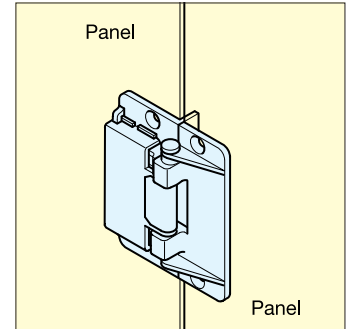
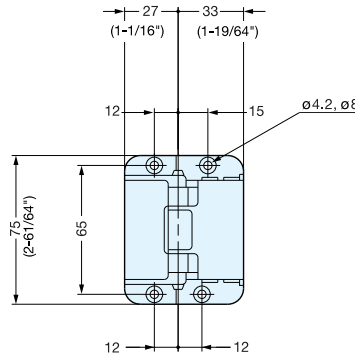
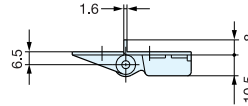


CH-75/GB



CH-75/NI

- 180° opening.
- Snaps in at open and closed position, ideal for folding doors.



Installation

Item No.		Weight (g)	Box (pcs)	Carton (pcs)
CH-75/GB	CH-75/NI	100	42	168

Material	Finish
Zinc Alloy	Bronze (GB) Nickel (NI)

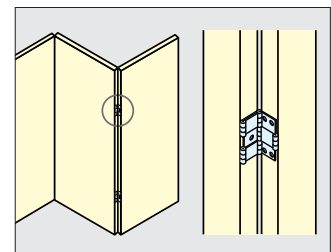
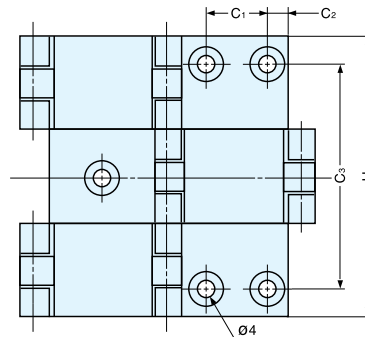
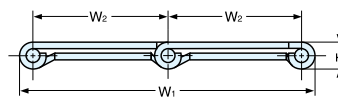
DOUBLE ACTION HINGE



HG-BH



- Opens 180° in both left and right direction.
- Door Size: Max. W450 x H700 x t21mm (W17-23/32" x H27-9/16" x t53/64")
- Door weight: Max. 2.6kg/ pair (5.7lbs/ pair).



Installation

Material	Finish
304 Stainless Steel	Satin

Item No.	W ₁	W ₂	T	H	C ₁	C ₂	C ₃	Weight (g)	Box (pcs)	Carton (pcs)
HG-BH60	64 (2-33/64")	29 (1-9/64")	5.5	60 (2-23/64")	13.5 (17/32")	4.8	47	65	20	260
HG-BH70	78 (3- 5/64")	35 (1-3/8")	7.5	70 (2-3/4")	13.5 (17/32")	6.8	57	130	10	180
HG-BH80	94 (3- 5/32")	43.2 (1-45/64")		80 (3-5/32")	22 (55/64")	6.5	66	175		120