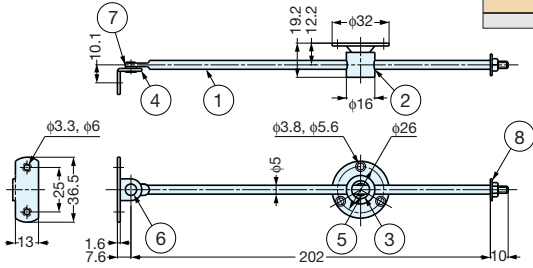
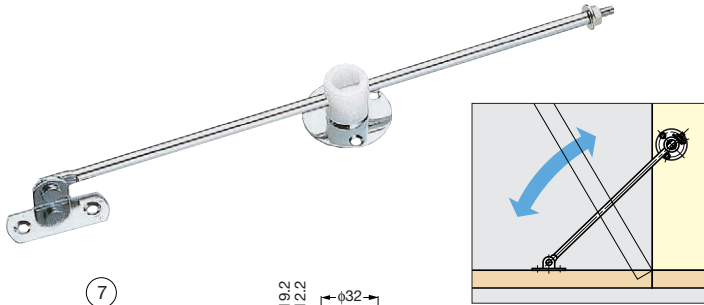


LID STAY



S-34

- Non-handed



Item No.	Weight (g)	Box (pcs)	Carton (pcs)
S-34	54	60	300

No.	Part Name	Material	Finish
①	Arm	Steel	Chrome
②	Arm guide	Polyamide	White
③	Mounting Plate	Steel	Chrome
④	Arm Mounting Plate	Polyamide	Chrome
⑤	Rivet-A	Steel	Clear Zinc Chromate
⑥	Rivet-B	Brass	Chrome
⑦	Washer	Polyamide	-
⑧	Nut	Steel	Nickel

LID STAY


LOAD CAPACITY
30-40 kg
66-88 lbs



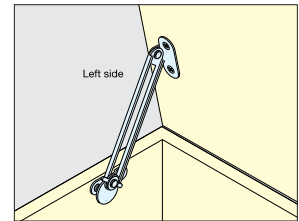
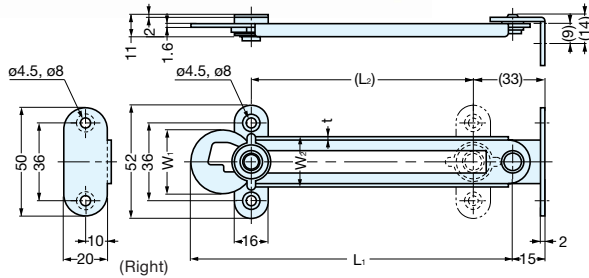
STAINLESS
304
STEEL

S-91, 92, 93

- Stay holds lid in opened position.
- Lift up lid to release.
- Left and Right handed available.



(Right)



Material	Finish
304 Stainless Steel	Polished

Item No.		L ₁	(L ₂)	W ₁	W ₂	t	Load Capacity (kg)	Weight (g)	Box (pcs)	Carton (pcs)
Left	Right									
S-91L	S-91R	277 (10-29/32")	230	30	24	2	40 (88 lbs)	120	100	1000
S-92L	S-92R	198 (7-51/64")	152	28	23	1.5		85	30	180
S-93L	S-93R	150 (5-29/32")	105				30 (66 lbs)	75	60	240

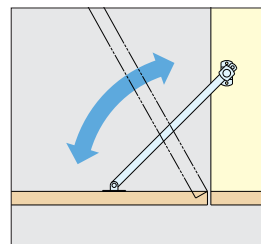
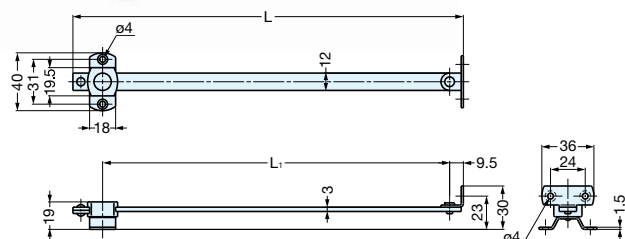
LID STAY



STAINLESS
304
STEEL

HS

- For downward-opening flap door.
- Non-Handed.



Material	Finish/Color
304 Stainless Steel	Satin
Polyamide	White

Item No.	L	L ₁	Weight (g)	Box (pcs)	Carton (pcs)
HS-180	210 (8-17/64")	180 (7-3/32")	80	20	220
HS-210	240 (9-29/64")	210 (8-17/64")	90		
HS-240	270 (10-5/8")	240 (9-29/64")	100		