

MAXI FLAP FITTINGS

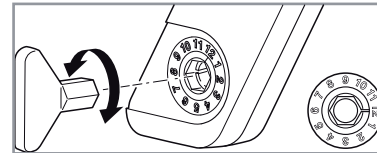
Great solutions for every cabinet.

Maxi flap fittings installation and adjustment information



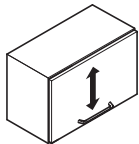
- > For flaps made of wood, glass or with aluminium frame
- > By changing the installation position and combining Maxi with the appropriate accessories all common applications for flaps and openings can be realised, e.g.;
 - fronts with or without handle
 - aluminium frame and all-glass fronts
 - automatic opening to the end position
 - multi-position stop (flap locks in any position)
 - incredibly easy opening of heavy fronts, particularly wide and heavy fronts of even more than 50 kg
- > Can be used on one or both sides (depending on the size of the flap)
- > Holding power can be adjusted individually to respective flap weight

Holding power adjustment with SW10 hex key
(Cat. No. 235.79.301)

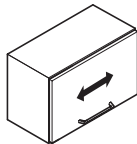


Note:

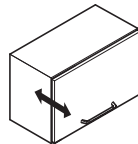
Use numbers 1-8 for adjusting the holding power.
Use numbers 9-12 to re-adjust flap after a certain time (if necessary).



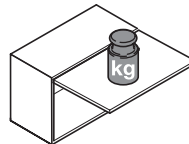
Height adjustment



Side adjustment*



Tilting angle adjustment*




Holding power adjustment with SW10 hex key

*Depends on the hinges that are installed



- > Different applications possible when using Maxi flap fittings are shown from page **210**
- > Ordering information for Maxi is shown on page **214**
- > Maxi accessories are shown on page **215**



Overview of colour designation - (Adjusting screw) for differentiating the models "A", "B", "C" and "D"