

# HÄFELE 110° HINGE

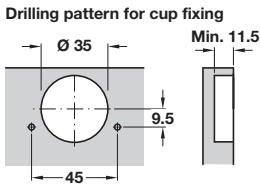


- > Opening angle 110°, Ø 35 mm cup
- > Screw fixing cup
- > Click on arm
- > For door thickness up to 22 mm see table below
- > Full overlay mounting steel cup and hinge arm, half overlay and inset mounting steel cup and zinc alloy arm
- > Available with cam (cam enables easy adjustment of depth) or standard depth adjustment screws
- > Order fixing screws separately
- > Order qty: 1 pc

**Häfele 110° hinge**

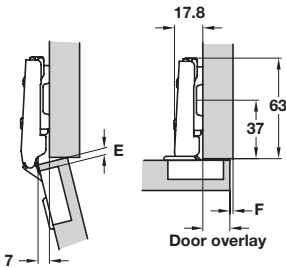
Minimum gap for doors with chamfered edges (r = 1 mm) with factory setting

Door thickness mm	Distance to cup E mm		
	3.0	4.0	5.0
16	0.3	0.3	0.3
17	0.5	0.5	0.5
18	0.7	0.7	0.7
19	1.0	0.9	0.9
20	1.3	1.2	1.2
21	1.7	1.6	1.5
22	2.5	2.1	2.0
<b>Minimum gap F</b>			



Soft close clip on fitting for sprung hinges shown on page 29

**Full overlay mounting, cam adjustment**

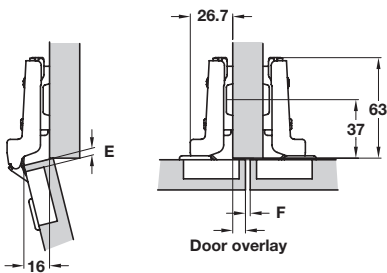


Door overlay mm						
13	14	15	16	17	18	
			3	4	5	0
3	4	5				3
Distance to cup E mm			Mounting plate height mm			



Type	Click on
Cat. No.	312.29.500

**Half overlay mounting, cam adjustment**



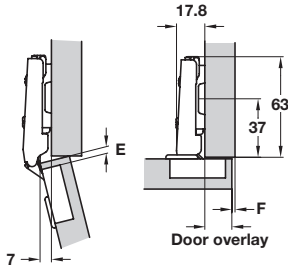
Door overlay mm						
4	5	6	7	8	9	
			3	4	5	0
3	4	5				3
Distance to cup E mm			Mounting plate height mm			



Type	Click on
Cat. No.	312.29.501

TOH TECHNOLOGY 2018, © Häfele U.K., Ltd 2018. Dimensional data not binding. We reserve the right to alter specifications without notice.

## Full overlay mounting, standard adjustment

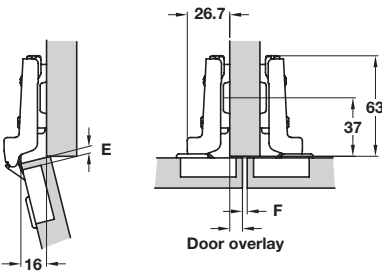


Door overlay mm							
13	14	15	16	17	18		
			3	4	5	0	
3	4	5					3
Distance to cup E mm				Mounting plate height mm			



Type	Click on
Cat. No.	312.20.550

## Half overlay mounting, standard adjustment

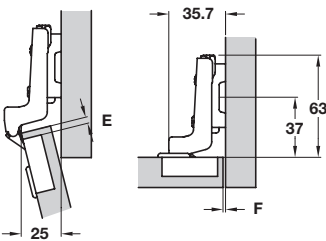


Door overlay mm							
4	5	6	7	8	9		
			3	4	5	0	
3	4	5					3
Distance to cup E mm				Mounting plate height mm			



Type	Click on
Cat. No.	312.20.551

## Inset mounting, standard adjustment



Door thickness mm							
16	17	18	19	20	21		
3	3	3					2
4/5	4	4	3	3	3	3	
Distance to cup E mm				Gap F mm			
Dimensions given are using a 3 mm mounting plate							



Type	Click on
Cat. No.	312.20.552

### YOU ALSO NEED:



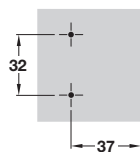
**MOUNTING PLATES & COVER CAPS**  
Below and pages 28-29



**FIXING SCREWS**  
Section 13 page 88

**OPTIONAL ACCESSORIES**  
Pages 109-121

## Mounting plate for Häfele concealed hinges



- > Hospa screw fixing
- > One part plate with ± 2 mm height adjustment via slots
- > Nickel-plated steel
- > Order fixing screws separately
- > Order qty: 1 pc



A wider range of mounting plates are shown on pages **28-29**

Height	Click on
0 mm	312.30.540

# MOUNTING PLATES FOR HÄFELE CLICK ON HINGES

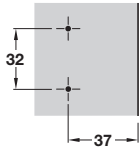


Häfele click on hinges are shown on pages **16-25**

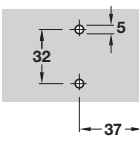
9

Furniture Hinges and Flap Fittings: Hinges

## Click on mounting plate for Häfele concealed hinges



For Hospa screws



With pre-mounted Euro screws

- > Hospa screw fixing or pre-mounted with euro screw
- > Two part plate with  $\pm 2$  mm height adjustment via cam screw
- > Height adjustment indicator
- > Nickel-plated steel
- > Order fixing screws separately for Hospa screw fixing versions
- > Order qty: 1 pc

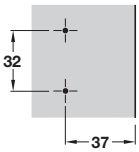


Height	Hospa screws	Euro screws
0 mm	312.33.500	312.33.510
3 mm	312.33.503	312.33.513

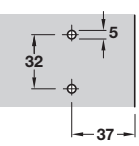


Information on mounting plate adjustment is shown on page **14-15**

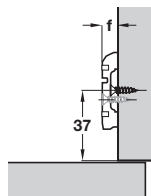
## Click on mounting plate for Häfele concealed hinges



For Hospa screws



With pre-mounted Euro screws



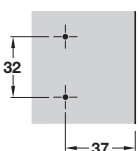
Height F = mounting plate height shown in tables

- > Hospa screw fixing or pre-mounted with euro screw
- > One part plate with  $\pm 2$  mm height adjustment via slots
- > Nickel-plated steel
- > Order fixing screws separately for Hospa screw fixing versions
- > Order qty: 1 pc

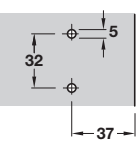


Height	Hospa screws	Euro screws
0 mm	312.30.540	312.30.550
3 mm	312.30.543	312.30.553

## Click on mounting plate for Häfele concealed hinges



For Hospa screws



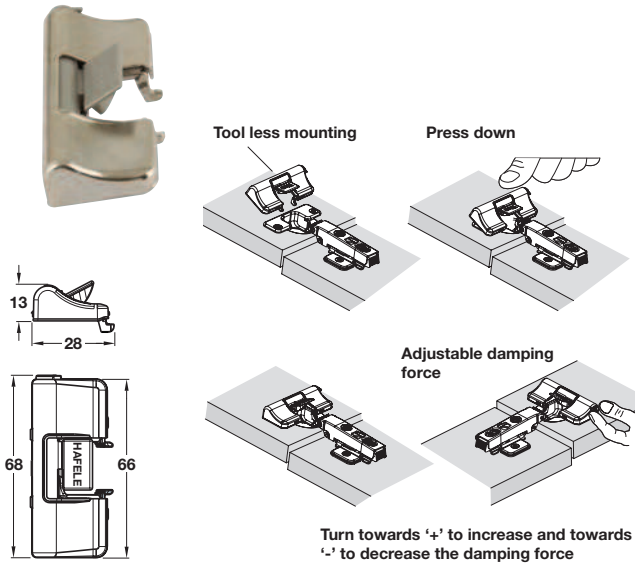
With pre-mounted Euro screws

- > Hospa screw fixing or pre-mounted with euro screw
- > Height adjustment  $\pm 2$  mm
- > Zinc
- > Order fixing screws separately for Hospa screw fixing versions
- > Order qty: 1 pc



Height	Hospa screws	Euro screws
18 mm	312.33.520	312.33.530

## Add on soft close



- > For use with 110° click on hinges shown on pages **18-19**, and post hinges shown on page **25**
- > Order qty: 1 pc



Recommended position of soft close is shown on page **15**

	Cat. No.
Add on soft close	312.07.711



## Cover caps for Häfele concealed hinges




- > Only for use with 110°, pie-cut and post hinges, shown on pages **22-25**
- > Nickel-plated steel
- > Order qty: 1 pc

	Cat. No.
Cover cap	312.03.660



# MOUNTING PLATES FOR HÄFELE REFRIGERATOR HINGES

## Keyhole mounting plate for Häfele concealed refrigerator hinge



- > Hospa screw fixing or with pre-mounted Euro screws
- > For use with refrigerator hinge
- > One part plate with  $\pm 2$  mm height adjustment via slots
- > Nickel-plated steel
- > Order fixing screws separately for Hospa screw fixing versions
- > Order qty: 1 pc



For use with Häfele refrigerator hinge shown on page **26**

	FIXINGS REQUIRED <b>HOSPA</b> Ø 3,5	Fixings included	
Height	Hospa screws	Pre-mounted	
0 mm	312.46.510	312.46.520	
3 mm	312.46.513	312.46.523	