

# HÄFELE PIE-CUT HINGE

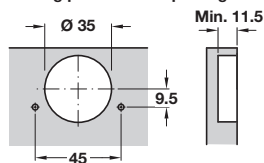
9

Furniture Hinges and Flap Fittings: Hinges



- > Opening angle 90°
- > Drilling diameter for hinge cup: 35 mm
- > Drilling depth 11.5 mm
- > For door thickness up to 22 mm see table below
- > Hinge on plate mounting system
- > Standard drilling for hinge and mounting plate
- > Hinge integrated adjustment
- > Order fixing screws separately
- > Order qty: 1 pc

Drilling pattern for cup fixing

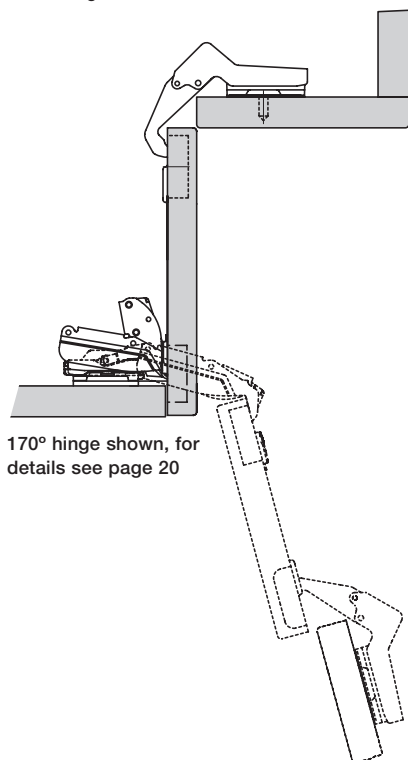


### Häfele Post and Pie-Cut hinge

Minimum gap for doors with chamfered edges (r = 1 mm) with factory setting

| Door thickness mm    | Distance to cup E mm |     |     |
|----------------------|----------------------|-----|-----|
|                      | 3.0                  | 4.0 | 5.0 |
| 16                   | 0.                   | 0.  | 0.  |
| 17                   | 0.                   | 0.  | 0.  |
| 18                   | 0.                   | 0.  | 0.  |
| 19                   | 1.                   | 0.9 | 0.9 |
| 20                   | 1.3                  | 1.2 | 1.2 |
| 21                   | 1.7                  | 1.6 | 1.5 |
| 22                   | 2.5                  | 2.1 | 2.0 |
| <b>Minimum gap F</b> |                      |     |     |

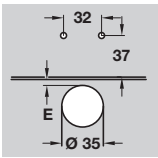
Mounting details



170° hinge shown, for details see page 20

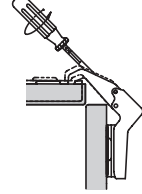
## Pie-cut corner cabinet hinge

### Drilling details

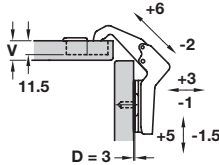


Any mounting plate of thickness  $D = 0$  can be used

### Adjustments



The diagonal adjustment is made by rotating the appropriate screw as shown on the drawing



Protective wheel for corner cabinets available, shown below

|              |            |
|--------------|------------|
| Fixing       | Click on   |
| Screw fixing | 312.20.755 |

|          |            |
|----------|------------|
| Click on | 312.20.755 |
|----------|------------|

## YOU ALSO NEED:



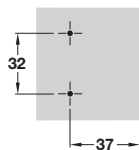
**MOUNTING PLATES & COVER CAPS**  
Below and pages 28-29



**FIXING SCREWS**  
Section 13 page 88

**OPTIONAL ACCESSORIES**  
Pages 109-121

## Mounting plate for Häfele concealed hinges



- > Hospa screw fixing
- > One part plate with  $\pm 2$  mm height adjustment via slots
- > Nickel-plated steel
- > Order fixing screws separately
- > Order qty: 1 pc



A wider range of mounting plates are shown on pages **28-29**

|        |            |
|--------|------------|
| Height | Click on   |
| 0 mm   | 312.30.540 |

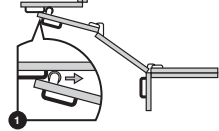
|          |            |
|----------|------------|
| Click on | 312.30.540 |
|----------|------------|

## Protective wheel for corner cabinets

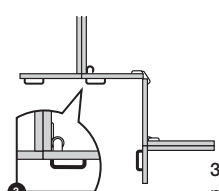
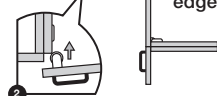


- > Protects front of the door next to corner cabinet
- > Prevents scratches and defects
- > Includes receiver for locking the front, preventing dropping of cabinet door
- > Order qty: 1 pc

This catch is for 2 door corner units.  
1. Soft wheel stops damage to adjacent doors when wrongly operated.



2. Prevents door edge contact



3. Locator applies sideways tension, preventing dropping of the cabinet door.

|        |            |
|--------|------------|
| Finish | Cat. No.   |
| White  | 542.59.799 |

|          |            |
|----------|------------|
| Cat. No. | 542.59.799 |
|----------|------------|

# MOUNTING PLATES FOR HÄFELE CLICK ON HINGES

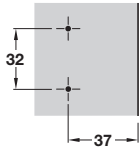


Häfele click on hinges are shown on pages **16-25**

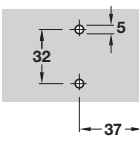
9

Furniture Hinges and Flap Fittings: Hinges

## Click on mounting plate for Häfele concealed hinges



For Hospa screws



With pre-mounted Euro screws

- > Hospa screw fixing or pre-mounted with euro screw
- > Two part plate with  $\pm 2$  mm height adjustment via cam screw
- > Height adjustment indicator
- > Nickel-plated steel
- > Order fixing screws separately for Hospa screw fixing versions
- > Order qty: 1 pc

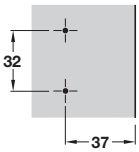


| Height | Hospa screws | Euro screws |
|--------|--------------|-------------|
| 0 mm   | 312.33.500   | 312.33.510  |
| 3 mm   | 312.33.503   | 312.33.513  |

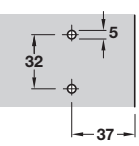


Information on mounting plate adjustment is shown on page **14-15**

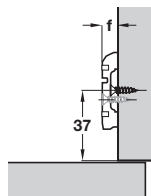
## Click on mounting plate for Häfele concealed hinges



For Hospa screws



With pre-mounted Euro screws



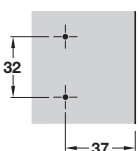
Height F = mounting plate height shown in tables

- > Hospa screw fixing or pre-mounted with euro screw
- > One part plate with  $\pm 2$  mm height adjustment via slots
- > Nickel-plated steel
- > Order fixing screws separately for Hospa screw fixing versions
- > Order qty: 1 pc

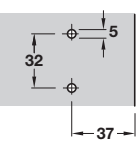


| Height | Hospa screws | Euro screws |
|--------|--------------|-------------|
| 0 mm   | 312.30.540   | 312.30.550  |
| 3 mm   | 312.30.543   | 312.30.553  |

## Click on mounting plate for Häfele concealed hinges



For Hospa screws



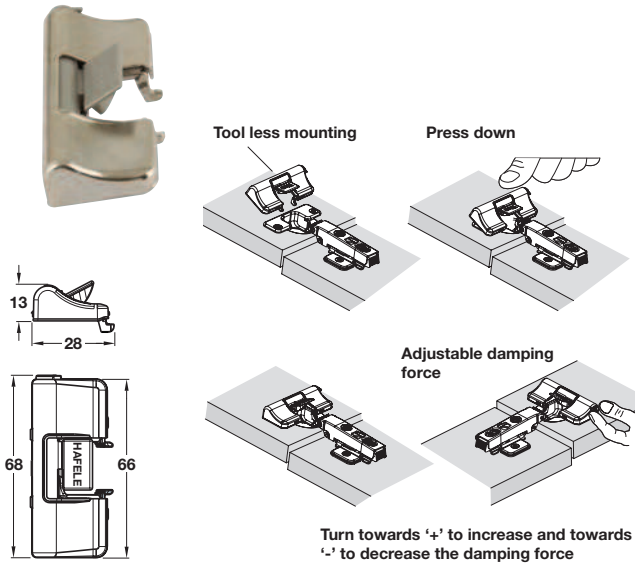
With pre-mounted Euro screws

- > Hospa screw fixing or pre-mounted with euro screw
- > Height adjustment  $\pm 2$  mm
- > Zinc
- > Order fixing screws separately for Hospa screw fixing versions
- > Order qty: 1 pc



| Height | Hospa screws | Euro screws |
|--------|--------------|-------------|
| 18 mm  | 312.33.520   | 312.33.530  |

Add on soft close



- > For use with 110° click on hinges shown on pages **18-19**, and post hinges shown on page **25**
- > Order qty: 1 pc



Recommended position of soft close is shown on page **15**

|                   |            |
|-------------------|------------|
|                   | Cat. No.   |
| Add on soft close | 312.07.711 |



Cover caps for Häfele concealed hinges



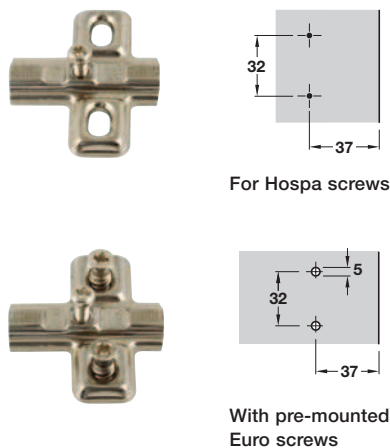
- > Only for use with 110°, pie-cut and post hinges, shown on pages **22-25**
- > Nickel-plated steel
- > Order qty: 1 pc

|           |            |
|-----------|------------|
|           | Cat. No.   |
| Cover cap | 312.03.660 |



# MOUNTING PLATES FOR HÄFELE REFRIGERATOR HINGES

Keyhole mounting plate for Häfele concealed refrigerator hinge



- > Hospa screw fixing or with pre-mounted Euro screws
- > For use with refrigerator hinge
- > One part plate with  $\pm 2$  mm height adjustment via slots
- > Nickel-plated steel
- > Order fixing screws separately for Hospa screw fixing versions
- > Order qty: 1 pc



For use with Häfele refrigerator hinge shown on page **26**

|        | FIXINGS REQUIRED<br>HOSPA<br>Ø 3.5 | Fixings included | 25 YEARS |
|--------|------------------------------------|------------------|----------|
| Height | Hospa screws                       | Pre-mounted      |          |
| 0 mm   | 312.46.510                         | 312.46.520       |          |
| 3 mm   | 312.46.513                         | 312.46.523       |          |