

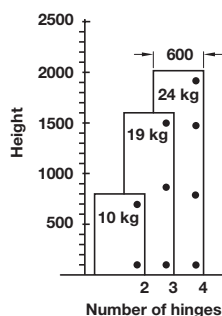
GLASS DOOR HINGES

Hinged with exposed axle for all-glass constructions.

9

Furniture Hinges and Flap Fittings: Hinges

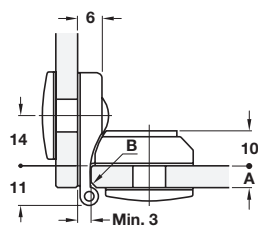
- > Number of hinges per door:
 - Guideline value for 8 mm glass panel thickness
 - Maximum door width 600 mm
 - Min. 500 mm distance between hinges
 - Door width should not be more than door height



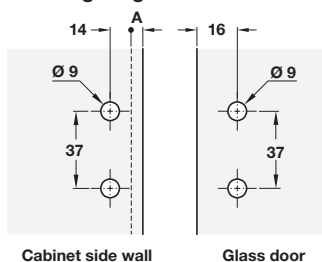
Glass door hinge with exposed axle, for inset doors



- > For all glass constructions, with inset doors
- > 3 mm gap
- > For glass thickness (side wall and door panel): 5-8 mm
- > Opening angle 180°
- > Axle Ø 5 mm, length 32 mm
- > With lateral adjustment +1 mm, height adjustment ±1 mm
- > With catch
- > Glass drilling required
- > Zinc alloy, plastic spacers
- > Order qty: 1 pair



Drilling diagram



Glass thickness door A	5	6	7	8
Min. chamfer B	1x 45°	2x 45°	3x 45°	4x 45°



Finish	Cat. No.
Nickel-plated	344.88.700