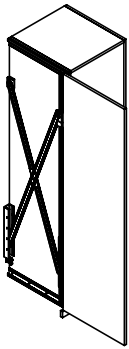



HAWA-Concepta 25/30/40/50, soft closing, for wood



HAWA-Concepta 25/30



HAWA-Concepta 40/50

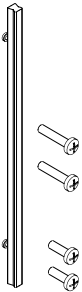
- > HAWA-Concepta includes scissor mechanism, upright profile, fully adjustable hinges, adjustable end stops and brush seal. The Concepta 40/50 is supplied with a two-wheeled trolley for extra support.
- > Adjustments are made from the front
- > All components are screwed onto the intermediate panel
- > The same set can be used for either right or left applications
- > HAWA-Concepta fitting sets come with installation drawings, available separately on request:
HAWA-Concepta 25/30 - drawing reference 25737
HAWA-Concepta 40/50 - drawing reference 25738
- > Order qty: 1 set (per door)

Set	For door height	Max. door weight	Cat. No.
25	1250-1850 mm	25 kg	408.30.590
30	1851-2300 mm	30 kg	408.30.591
40	1851-2500 mm	40 kg	408.30.592
50	2301-2850 mm	50 kg	408.30.593



Take care as the pull out unit is extremely sensitive - Please read fitting instructions carefully

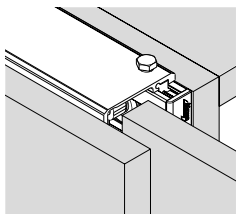
Door handle, for wood



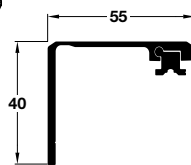
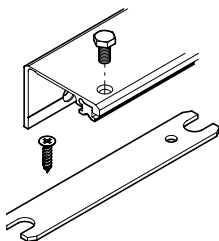
- > For wood door thickness 19 mm
- > Anodised aluminium
- > Order qty: 1 pc

Length	Cat. No.
400 mm	408.30.980

Connecting bracket, for wood



Connector 55 mm: Recess for one pivot/slide-in door made of wood or glass

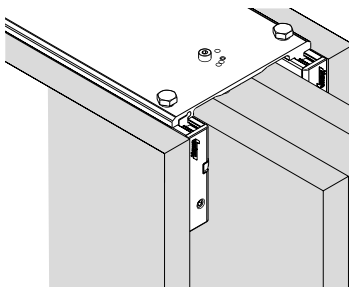


- > For external or cabinet body connections
- > Single bracket - maximum door thickness 30 mm
- > Please note: brackets are supplied individually
- > Order two brackets if doors are to overlay top and bottom panel
- > Predrilled
- > Anodised aluminium
- > Order qty: 1 pc


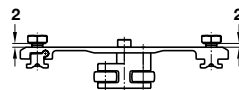


Length	Cat. No.
650 mm	408.30.091
900 mm	408.30.092

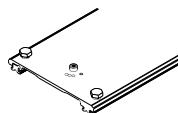
Connecting bracket, for wood



Connector 110 mm: Recess for two pivot/slide-in doors made of wood



408.30.095



408.30.093/4

- > For cabinet body connections, for 2 doors
- > Double bracket - maximum door thickness 28 mm
- > Order 408.30.095 separately when using the 110 mm connector (not required for single doors)
- > Please note: brackets are supplied individually.
- > Order two brackets if doors are to overlay top and bottom panel
- > Anodised aluminium
- > installation drawing available separately on request: Drawing reference 23227
- > Order qty: 1 pc



Length	Cat. No.
26 mm	408.30.095
650 mm	408.30.093
900 mm	408.30.094