

SLIDO FOLD 25/50 VF FOLDING DOOR SYSTEM

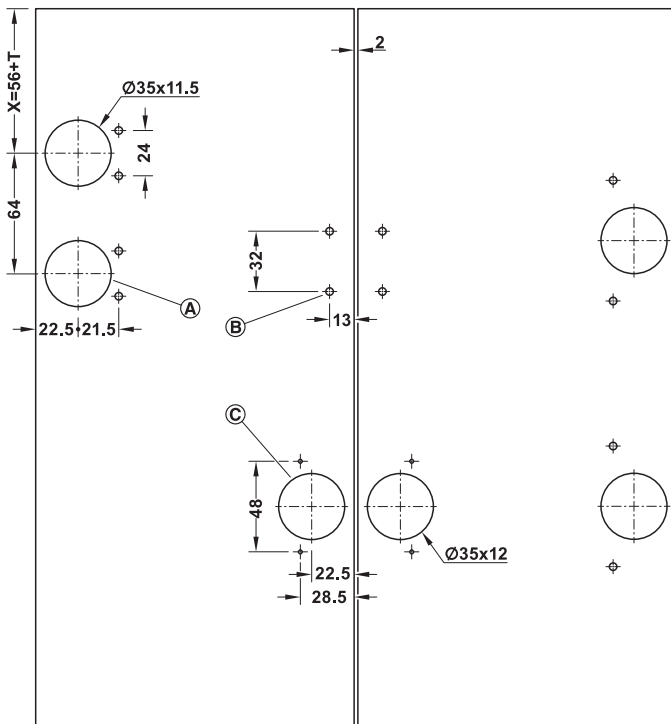
Ideal for laterally connected sliding folding doors, suitable for either 25 kg or 50 kg pairs of doors.

- > Slido Fold 25/50 Vorftont
- > Ideal for laterally connected doors
- > Door width: 25 kg: **Max. 550 mm**, 50 kg: **Max. 600 mm**
- > Door thickness: **16–19 mm**
- > Door weight: **12.5/25 kg (25/50 kg per pair of doors)**
- > Application: Can also be used for aluminium frame doors with frame width more than 50 mm
- > Adjustment facility: Adjustable via hinges
- > Running gear: Top running, 4 rollers
- > Running gear guided by: Ball bearing mounted rollers: Plastic
- > Version: Mounting on cabinet side panel with concealed hinges
- > Installation: Running gear for hooking into running track without tools



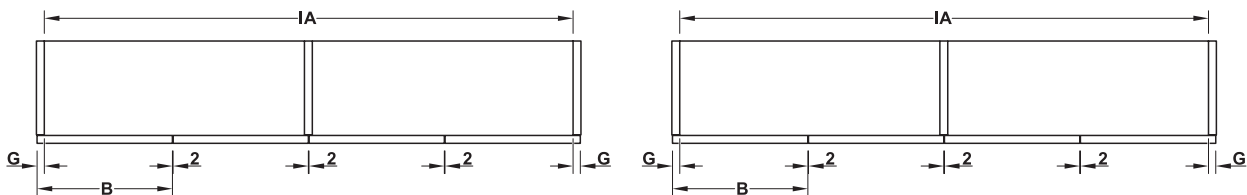
Sliding Door Fittings for Furniture: Sliding Folding Cabinet Door

Drilling pattern for door

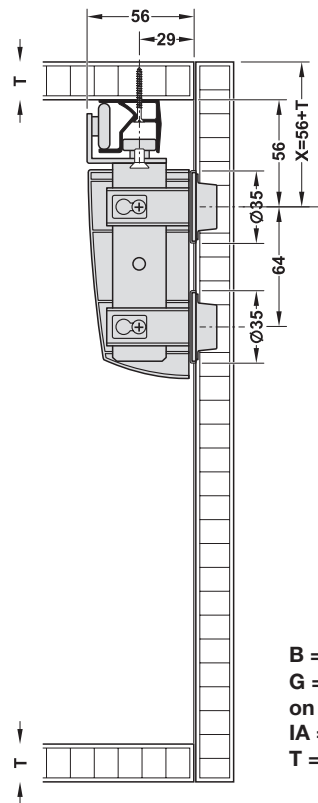


- A** Drill hole not required for the 25 kg version
- B** With standard panel to panel hinge
- C** With adjustable panel to panel hinge

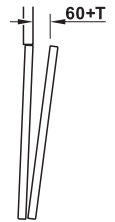
Calculation of door width



Installation dimensions



Space requirement

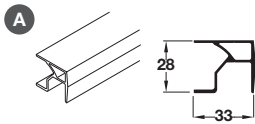


- B** = door width
- G** = door overlap on cabinet side panel
- IA** = internal cabinet width
- T** = door thickness



Tracks, fixing materials and concealed hinges for side attachment are not included in the fitting sets. Please order separately

Slido Fold 25/50 VF tracks

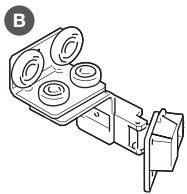


- > Screw fixing
- > Silver coloured anodised aluminium
- > Order qty: 1 pc

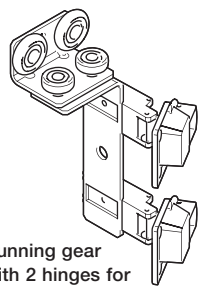


Length	Cat. No.
1.5 m	409.31.601
2.5 m	409.31.605

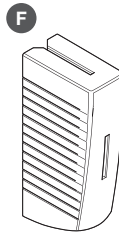
Slido Fold 25/50 VF fitting sets



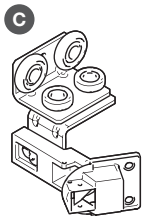
Running gear with 1 hinge for 25 kg left door



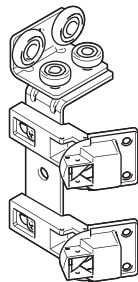
Running gear with 2 hinges for 50 kg left door



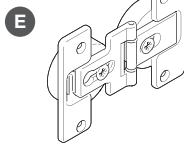
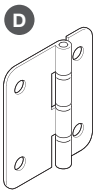
- > Fitting set includes (see table below):
- B Running gear with 1 concealed hinge for left door (25 kg) or running gear with 2 concealed hinges for left door (50 kg)
- C Running gear with 1 concealed hinge for right door (25 kg) or running gear with 2 concealed hinges for right door (50 kg)
- D Panel to panel hinge
- E Adjustable concealed hinge
- F Cover cap, white
- > Order qty: 1 set



Running gear with 1 hinge for 25 kg right door



Running gear with 2 hinges for 50 kg right door



Version/Mounting	Includes	25 kg	50 kg
With standard panel to panel hinge without cover cap			
Left	1x B running gear, 4x D panel to panel hinges	409.36.032	409.36.034
Right	1x C running gear, 4x D panel to panel hinges	409.36.033	409.36.035
Left and right as set	1x B running gear, 1x C running gear, 8x D panel to panel hinges	409.36.036	409.36.037
With adjustable panel to panel hinge without cover cap			
Left	1x B running gear, 4x E adjustable hinges	409.36.038	409.36.040
Right	1x C running gear, 4x E adjustable hinges	409.36.039	409.36.041
Left and right as set	1x B running gear, 1x C running gear, 8x E adjustable hinges	409.36.042	409.36.043
With adjustable panel to panel hinge with white cover cap			
Left	1x B running gear, 4x E adjustable hinges, 1x F cover cap	409.36.044	409.36.046
Right	1x C running gear, 4x E adjustable hinges, 1x F cover cap	409.36.045	409.36.047
Left and right as set	1x B running gear, 1x C running gear, 8x E adjustable hinges, 2x F cover cap	409.36.048	409.36.049

TCH AH 2019. © Häfele U.K. Ltd 2019. Dimensional data not binding. We reserve the right to alter specifications without notice.