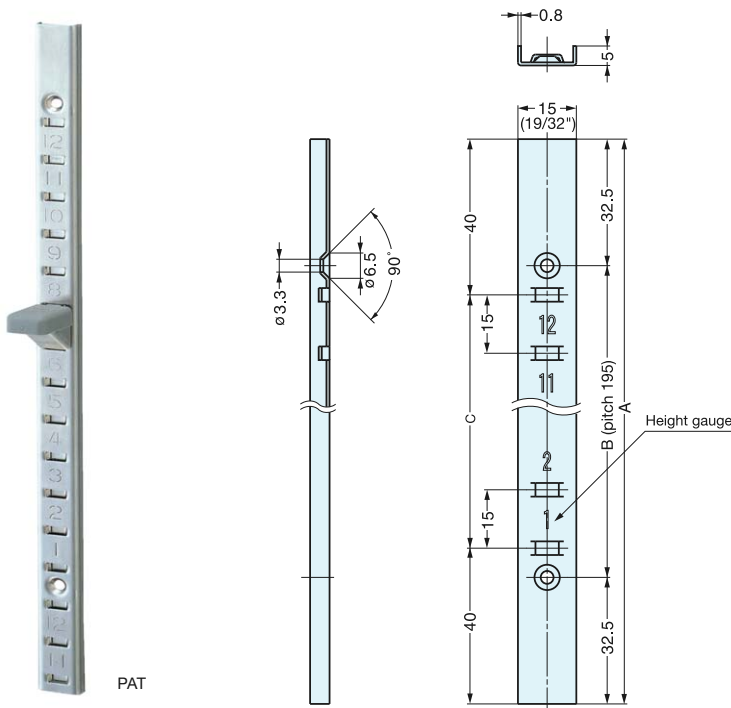


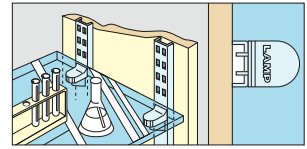
# SHELF STANDARD



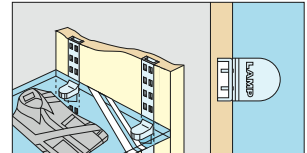
## SM-1820




- Easy height adjustment for changing shelf level
- Shelf support options: SMB-15R, SPM-20B



Surface Mount



Mortise Mount



Installation

Item No.	A	B	C	Weight (g)	Carton (pcs)	Material	Finish
SM-1820	1820 (71-21/32")	1755	1740	245	60	304 Stainless Steel	Satin

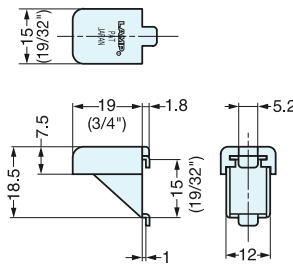
# SHELF SUPPORT



## SMB-15R



PAT



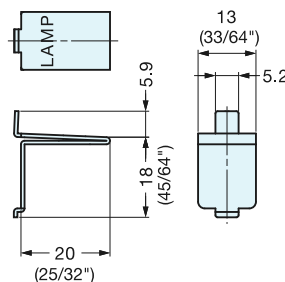
- Shelf support for SM-1820
- Shelf support is friction retention

Item No.	Load Capacity (kg)	Weight (g)	Box (pcs)	Carton (pcs)	Material	Finish/Color
SMB-15R	90 / 4pcs	6	300	3000	304 Stainless Steel Elastomer	Satin Grey

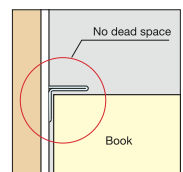
# SHELF SUPPORT



## SPM-20B



- Shelf support for SM-1820
- Designed to eliminate dead space



Installation

Item No.	Load Capacity (kg)	Weight (g)	Box (pcs)	Carton (pcs)	Material	Finish
SPM-20B	60 / 4pcs	5	300	3000	304 Stainless Steel	Satin