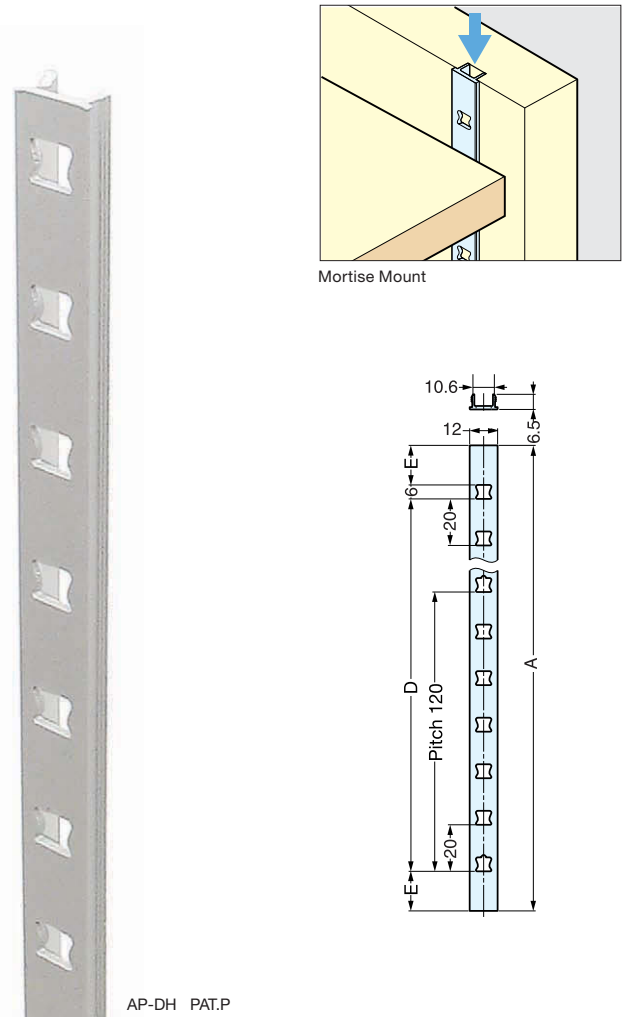
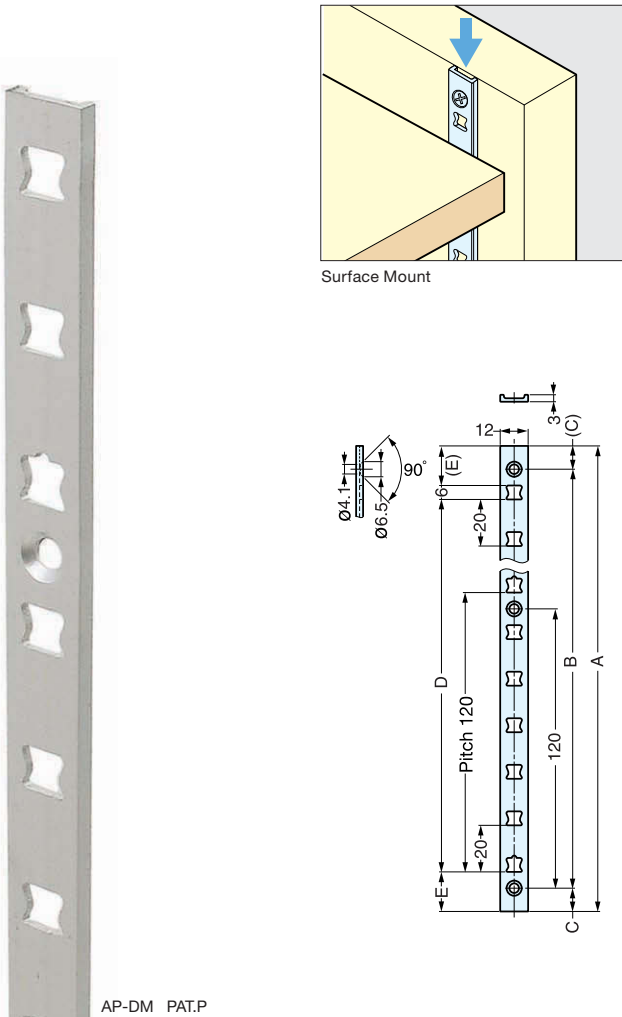


SHELF STANDARD

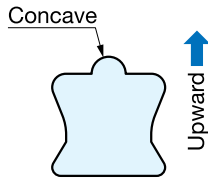


AP-DM, AP-DH

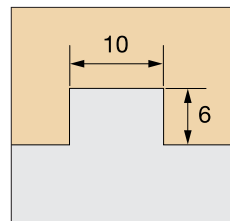


- Aluminum shelf standard.
- Easy to cut to desired length.
- Thin profile (3mm, 1/8") suitable for surface mount.
- Screw hole located every 120mm (4-23/32").
- New slot shape to prevent shelf support from falling off.
- Special screw with silver finish available. (AP-SC3-16)

- Aluminum shelf standard.
- Easy to cut to desired length.
- Designed for press-fit mount without using screws.
- New slot shape to prevent shelf support from falling off.

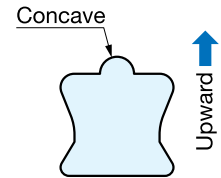


* Install the standard with concave slot (located every 120mm) pointing upward.



Bore Dimension (In case of Plywood)

* Fit tightness may vary depending on the panel / wall material. Use adhesive if loose.



* Install the standard with concave slot (located every 120mm) pointing upward.

Screws for AP-DM. (Optional)

| Item No. | Screw Type | Material |
|-----------|---------------------|----------|
| AP-SC3-16 | Flat-head wood 3x16 | Steel |

| Item No. | Finish / Color | Box (set) |
|-----------|------------------------------------|-----------|
| AP-SC3-16 | Yellow Zinc Chromate (Head-Silver) | 100 |

| Item No. | Mounting Type | A | B | C | D | E | Weight (g) | Material | Finish | Carton (pcs) |
|-----------|---------------|---------------------|------|----|------|----|------------|----------|----------|--------------|
| AP-DM1820 | Surface Mount | 1820 (71 -21 /32") | 1800 | 10 | 1780 | 17 | 113 | Aluminum | Anodized | 100 |
| AP-DM2600 | | 2600 (102 - 3 / 8") | 2520 | 40 | 2500 | 47 | 161 | | | 60 |
| AP-DH1820 | Mortise Mount | 1820 (71 -21 /32") | - | - | 1780 | 17 | 131 | | | 100 |
| AP-DH2600 | | 2600 (102 - 3 / 8") | - | - | 2500 | 47 | 187 | | | 60 |