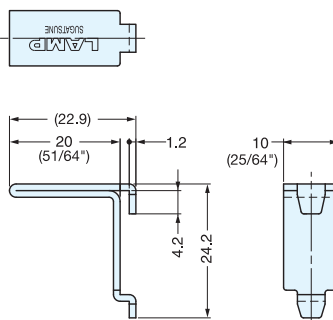


SHELF SUPPORT

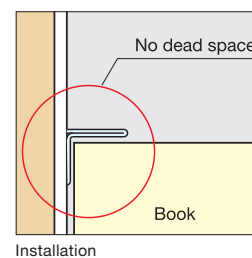
LOAD CAPACITY
45 kg
99 lbs

STAINLESS
430
STEEL

AP-FB20



- Shelf support for AP-DM and AP-DH.
- Designed to eliminate dead space at bottom of bracket.



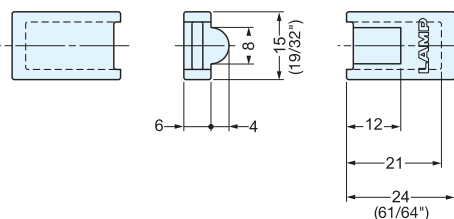
Item No.	Load Capacity (kg)	Weight (g)	Box (pcs)	Carton (pcs)	Material	Finish
AP-FB20	45 (99 lbs) / 4 pcs	5.3	300	3000	430 Stainless Steel	Satin

SHELF SUPPORT CAP

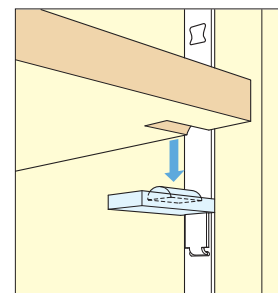
AP-FC20



PAT.P



- Rubber cap for shelf support AP-FB20.
- Insert the cap with half round shape facing up, and cutout the shelf to prevent from sliding.

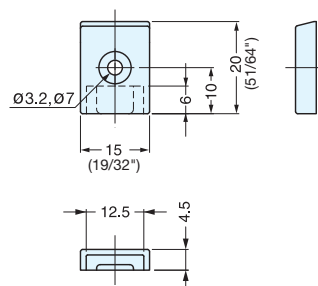


Item No.	Weight (g)	Box (pcs)	Carton (pcs)	Material	Color
AP-FC20	5	400	4000	Elastomer	Grey

END CAP

AP-EC20

- End cap for AP-DM.



Item No.	Weight (g)	Box (pcs)	Carton (pcs)	Material	Color
AP-EC20	5	400	4000	ABS	Grey