

MAGNETIC TOUCH LATCH

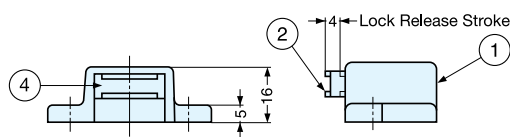


ML-30S

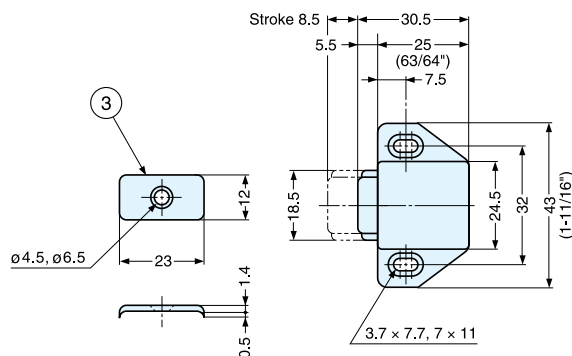


ML-30S/WHT

ML-30S/BRN



- The rotary cam mechanism offers a longer life than the usual spring mechanism
- Push to open/close
- Note: For overlay doors, allow a 4mm (5/32") gap between door and cabinet frame for push motion



Item No.	Magnetic Force (kg)	Weight (g)	Box (pcs)	Carton (pcs)
ML-30S/WHT	1.2 (2.6 lbs)	22.5	50	750
ML-30S/BRN				

No.	Part Name	Material	Finish/Color
①	Body	ABS	White, Brown
②	Latch	Steel	Nickel
③	Counterplate		
④	Magnet	Ferrite	-


MAGNETIC TOUCH LATCH



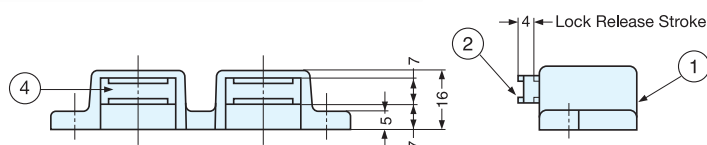
ML-30W



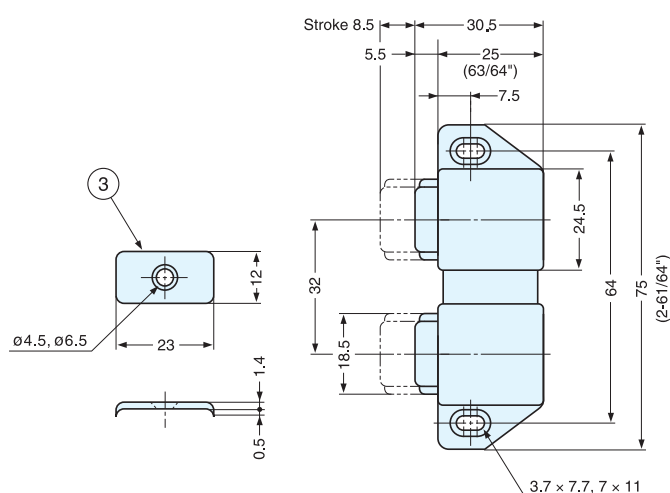
ML-30W/WHT



ML-30W/BRN



- The rotary cam mechanism offers a longer life than the usual spring mechanism
- Push to open/close
- Note: For overlay doors, allow a 4mm (5/32") gap between door and cabinet frame for push motion



Item No.	Magnetic Force (kg)	Weight (g)	Box (pcs)	Carton (pcs)
ML-30W/WHT	1.2 (2.6 lbs)	42	30	450
ML-30W/BRN				

No.	Part Name	Material	Finish/Color
①	Body	ABS	White, Brown
②	Latch	Steel	Nickel
③	Counterplate		
④	Magnet	Ferrite	-