


SLIDING DOOR LATCH

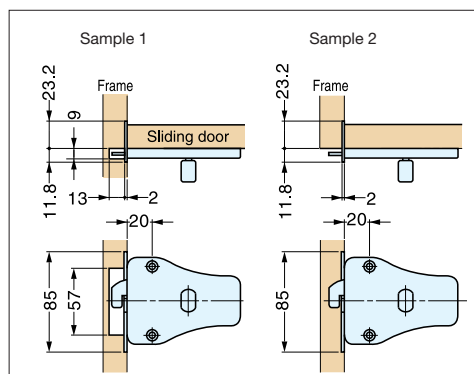


HC-70

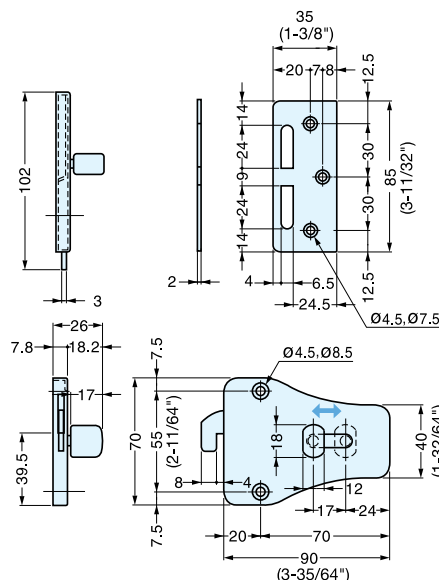


PAT

- Surface mount type door latch.
- Slide knob to lock and unlock.
- Large knob for easy operation.
- Non-handed.
- Slim design suitable for various application.



Installation




Item No.	Weight (g)	Box (pcs)	Carton (pcs)
HC-70	197	5	50

Material	Finish
304 Stainless Steel Brass	Satin

SLIDING DOOR LATCH W/INDICATOR



HC-70H

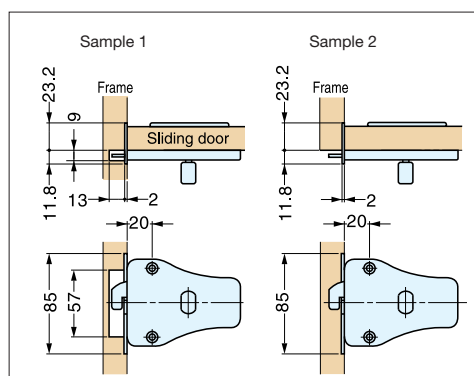


PAT

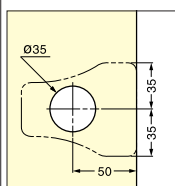


Opposite Side

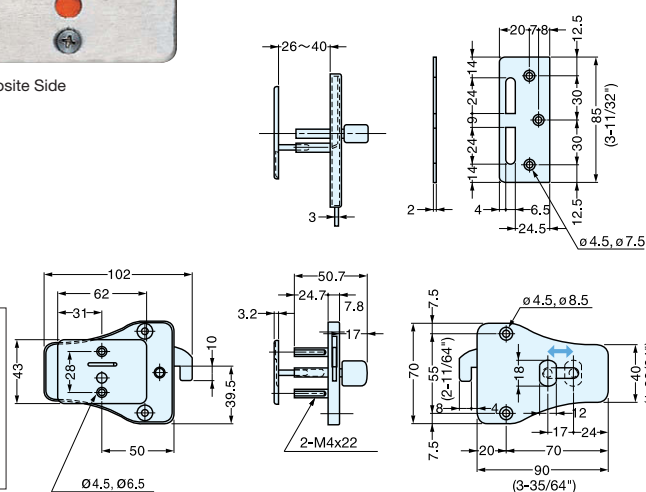
- Door latch with indicator and large knob.
- Slide knob to lock and unlock.
- Slim design suitable for various application.
- Large knob for easy operation.
- Non-handed.
- For door thickness 26 ~ 40mm.



Installation



Bore Dimensions



Item No.	Weight (g)	Box (pcs)	Carton (pcs)
HC-70H	297	5	50

Material	Finish
304 Stainless Steel, Brass	Satin