

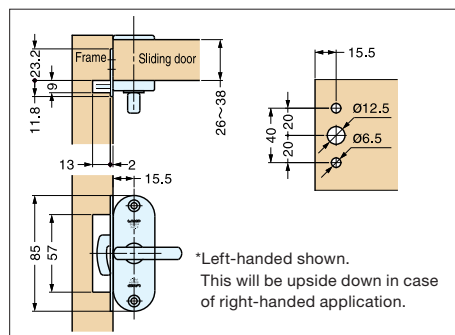
SLIDING DOOR LATCH



HHC-85

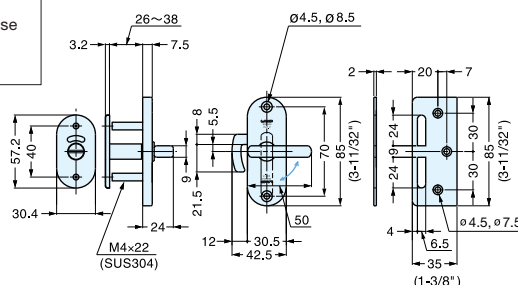


Opposite Side



Installation

- Door latch with indicator.
- Slim design suitable for various application.
- Large lever for easy operation.
- Non-handed.
- For door thickness 26 ~ 38mm.



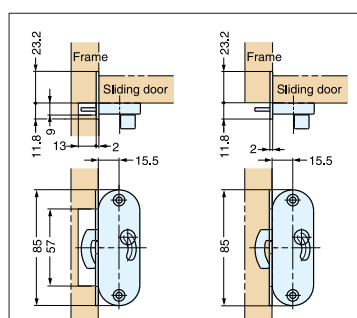
Item No.	Weight (g)	Box (pcs)	Carton (pcs)
HHC-85	120	6	30

Material	Finish
304 Stainless Steel, Brass	Satin

SLIDING DOOR LATCH

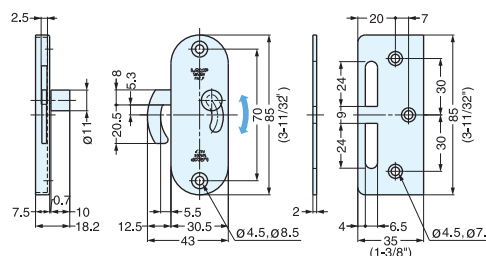


HC-85



Installation

- Surface mount type door latch with noticeable indicator.
- Simply slide up and down the knob to lock / unlock.
- Slim design suitable for various application.
- Non-handed.



Item No.	Weight (g)	Box (pcs)	Carton (pcs)
HC-85	120	20	100

Material	Finish
304 Stainless Steel, Brass	Satin

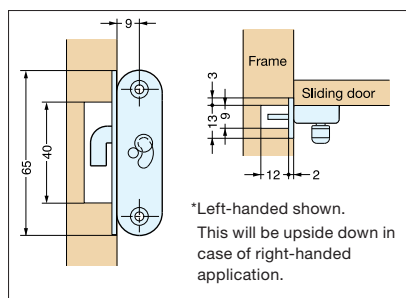
SLIDING DOOR LATCH



HC-65

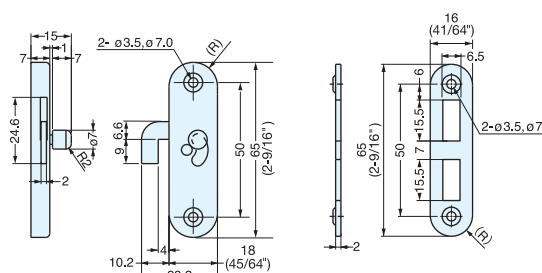


PAT



Installation

- Surface mount type door latch with noticeable indicator.
- Extra slim and compact design.
- Simply slide up and down the knob to lock / unlock.
- Non-handed.



Item No.	Weight (g)	Box (pcs)	Carton (pcs)
HC-65	41	20	200

Material	Finish
304 Stainless Steel, Brass	Satin