


Big 6 Heavy Duty Padlock & Fortress Locking Bar



Features

- The **Big 6 Heavy Duty Padlock** incorporates 6 levers
- Cast bolt is housed in a laminated steel case
- Over 1000 key combinations, with master keying available
- When used with the ERA Fortress Locking Bar, doors up to 70mm thick can be secured
- The **Fortress Locking Bar** has a drill proof hinge-pin which prevents hacksawing, whilst the hardened forged steel staple, concealed by the hasp, prevents hacksawing and wrenching
- Bars are manufactured from heavy malleable iron castings for maximum strength
- All fixing screws are concealed



Fortress Locking Bar

Big 6 Heavy Duty Padlock & Fortress Locking Bar

Ordering Details

Product	Part No.
Big 6 Padlock	
73mm (2 7/8") Lock	212-41
Fortress Locking Bar	
Locking Bar	121-41

The Big 6 Padlock is also available to pass and under a master key.

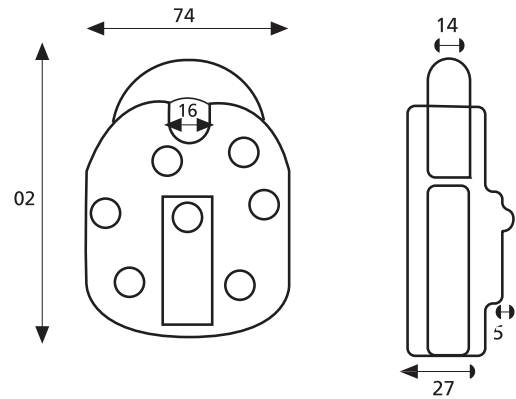
Packaging

Padlock
1 padlock per box, 10 per outer box
Locking Bar
1 locking bar per box, 5 per outer box

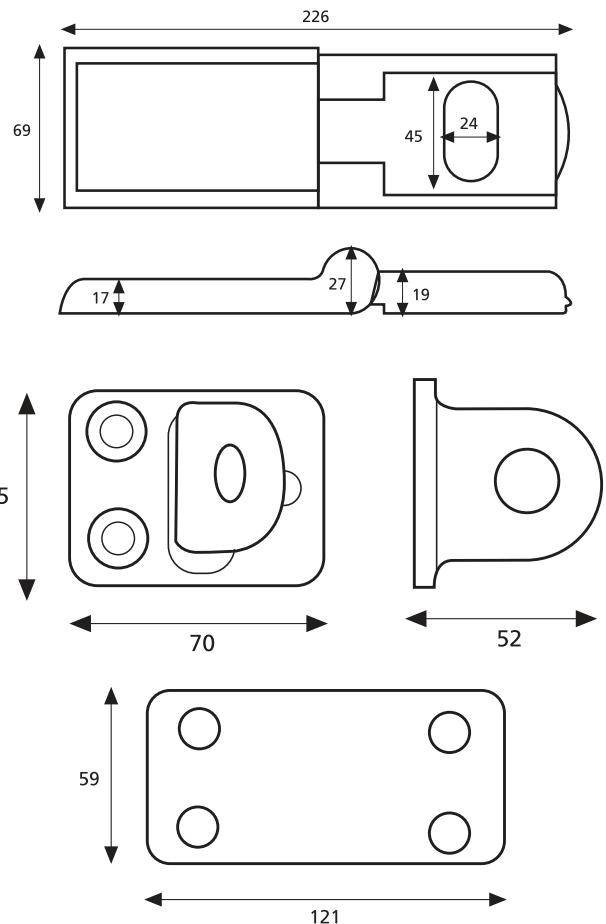
Maintenance

Wipe the surface periodically with a soft cloth to remove excess grease or moisture.

Big 6 Padlock



Fortress Locking Bar



All dimensions are in mm.

ERA reserves the right to change specification without notice.
It is the responsibility of the door manufacturer to ensure that the finished product meets any required safety and performance specification.