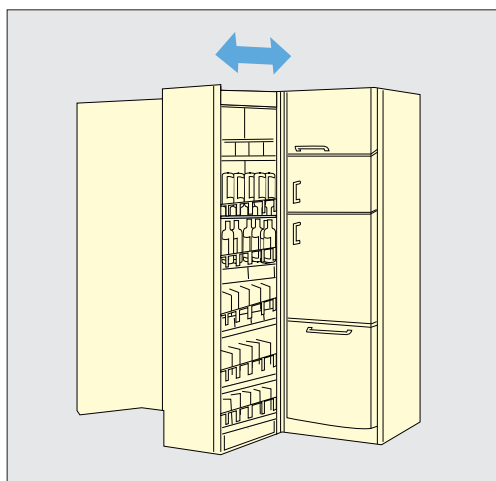
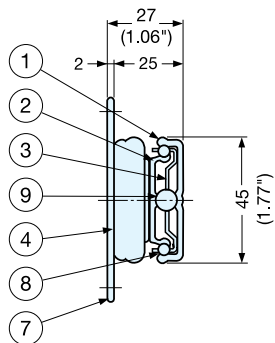
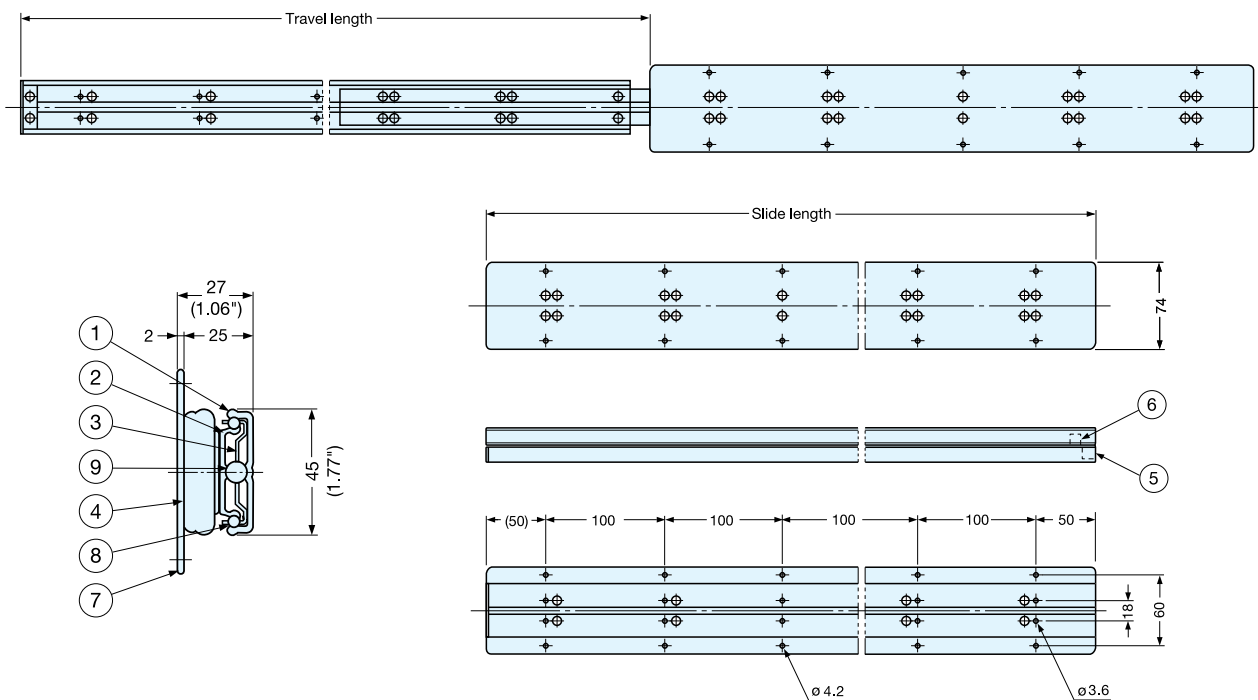


# FULL EXTENSION SLIDE

**LOAD CAPACITY**  
50-95 kg  
110-209 lbs



**TSS3**



Application

- Full extension
- Positive stop
- Non-handed
- Heavy duty

25.4mm=1"

No.	Part	Material
①	Outer Rail	304 Stainless Steel
②	Inner Rail	
③	Retainer	
④	End Stopper	Polyamide
⑤	Outer Guide	Polyacetal
⑥	Inner Guide	Polyacetal
⑦	Plate	304 Stainless Steel
⑧	Large Balls	Steel
⑨	Small Balls	Steel

Item No.	Slide Length	Travel Length	# of Holes	Load Capacity (kg/pair)	Weight (g)	Box (pcs)
TSS3- 300	300 ( 11-13/16" )	336 ( 13-7/32" )	6	95 (209 lbs)	1380	4
TSS3- 400	400 ( 15-3/4" )	436 ( 17-5/32" )	8	90 (198 lbs)	1860	
TSS3- 500	500 ( 19-11/16" )	536 ( 21-3/32" )	10	85 (187 lbs)	2390	
TSS3- 600	600 ( 23-5/8" )	636 ( 25-1/32" )	12	80 (176 lbs)	2880	
TSS3- 800	800 ( 31-1/2" )	836 ( 32-29/32" )	16	65 (143 lbs)	3790	
TSS3-1000	1000 ( 39-3/8" )	1036 ( 40-25/32" )	20	50 (110 lbs)	4710	