

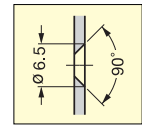
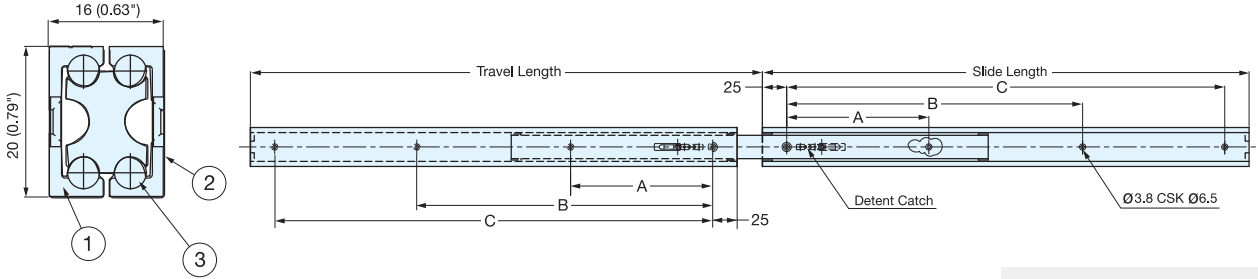
# FULL EXTENSION SLIDE (W/HOLD-OUT DETENT)

LOAD CAPACITY  
12-14.5 kg  
27-32 lbs

NO SCREW

ALUMINUM

# AR3-K



Hole Dimension (Outer Rail)

- Full extension
- Positive stop
- Non-handed
- Hold-out detent

25.4mm=1"

| No. | Part       | Material | Finish         |
|-----|------------|----------|----------------|
| ①   | Outer Rail | Aluminum | White Anodized |
| ②   | Inner Rail |          |                |
| ③   | Balls      | Steel    | -              |

| Item No. | Slide Length      | Travel Length     | A   | B   | C   | Load Capacity (kg/pair) | Weight (g) | Box (pcs) |
|----------|-------------------|-------------------|-----|-----|-----|-------------------------|------------|-----------|
| AR3-K200 | 200 ( 7-7/8" )    | 214 ( 8-53/64" )  | 150 | -   | -   | 10.7                    | 133        | 250       |
| AR3-K300 | 300 ( 11-13/16" ) | 314 ( 12-23/64" ) | 130 | 250 | -   | 10.2                    | 199        | 125       |
| AR3-K400 | 400 ( 15-3/4" )   | 414 ( 16-19/64" ) | 130 | 280 | 350 | 9.2                     | 265        | 100       |
| AR3-K500 | 500 ( 19-11/16" ) | 514 ( 20-15/64" ) | 130 | 280 | 450 | 8.7                     | 330        | 100       |

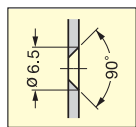
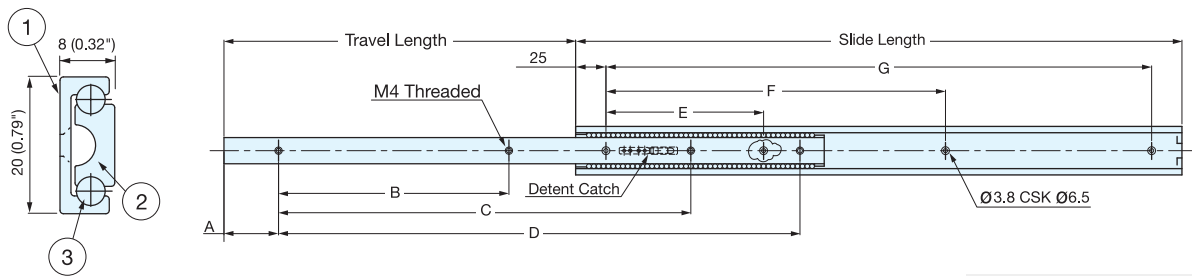
# 3/4 EXTENSION SLIDE (W/HOLD-OUT DETENT)

LOAD CAPACITY  
13-18 kg  
30-40 lbs

NO SCREW

ALUMINUM

# AR2-K



Hole Dimension (Outer Rail)

- 3/4 extension
- Positive stop
- Non-handed
- Hold-out detent

25.4mm=1"

| No. | Part       | Material | Finish         |
|-----|------------|----------|----------------|
| ①   | Outer Rail | Aluminum | White Anodized |
| ②   | Inner Rail |          |                |
| ③   | Balls      | Steel    | -              |

| Item No. | Slide Length      | Travel Length     | A  | B   | C   | D   | E   | F   | G   | Load Capacity (kg/pair) | Weight (g) | Box (pcs) |
|----------|-------------------|-------------------|----|-----|-----|-----|-----|-----|-----|-------------------------|------------|-----------|
| AR2-K200 | 200 ( 7-7/8" )    | 110 ( 4-7/16" )   | 25 | 60  | 160 | -   | 150 | -   | -   | 12.7                    | 68         | 500       |
| AR2-K300 | 300 ( 11-13/16" ) | 170 ( 6-11/16" )  | 45 | 100 | 230 | -   | 130 | 250 | -   | 11.2                    | 81         | 250       |
| AR2-K400 | 400 ( 15-3/4" )   | 230 ( 9-1/16" )   | 45 | 150 | 270 | 330 | 130 | 280 | 350 | 9.7                     | 134        | 200       |
| AR2-K500 | 500 ( 19-11/16" ) | 290 ( 11-27/64" ) | 45 | 190 | 340 | 430 | 130 | 280 | 450 | 8.7                     | 166        | 200       |