

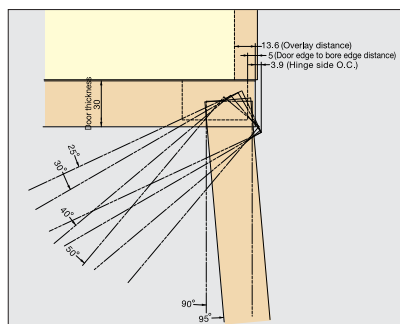
CONCEALED HINGE (CLIP-ON)



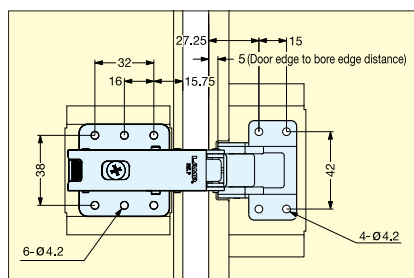
H95TM



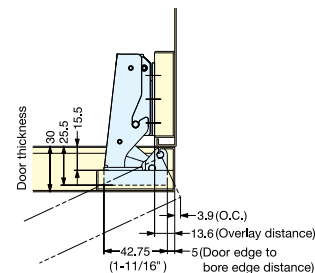
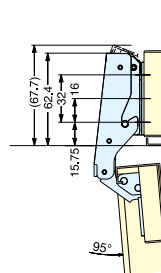
PAT.P



O.C. = Opening clearance



Installation



- 95° opening concealed hinge.
- Clip-on feature allows easy door installation/removal.
- Door opens without interfering with adjacent cabinet doors.
- Ideal when two doors are installed close together.


Item No.	Weight (g)	Carton (pcs)
H95TMH	138	100
H95TMZ	81	100

Item No.	Part Name	Material	Finish
H95TMH	Body	Steel	Nickel
H95TMZ	Mounting Plate		

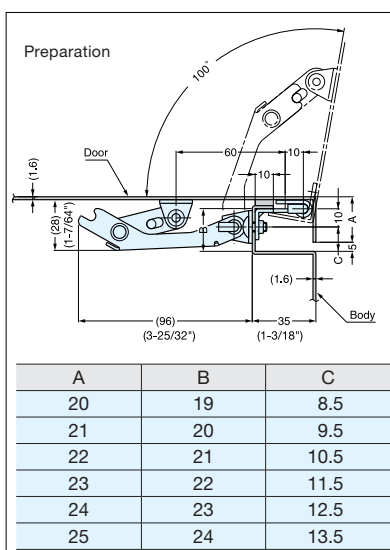
CONCEALED HINGE (W/STAY)



HG-YS65C

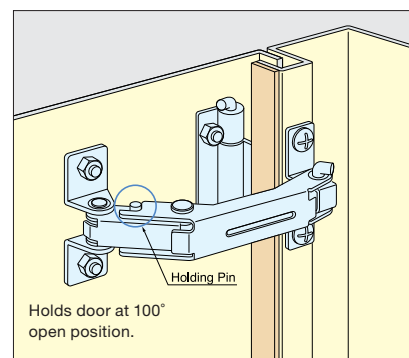
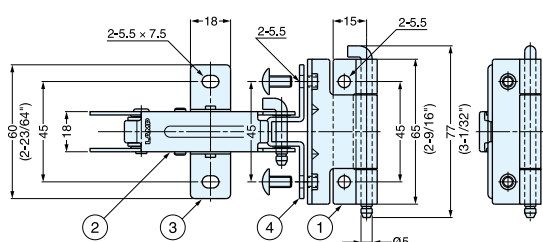
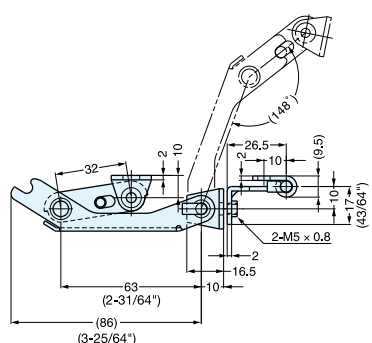


PAT



A	B	C
20	19	8.5
21	20	9.5
22	21	10.5
23	22	11.5
24	23	12.5
25	24	13.5

- Combination of hinge and stay.
- Designed for sheet metal application.
- Stay holds door at 100° open position.
- Removable pin (included) allows for easy door installation/removal.
- Holding force: 30 kgf-cm/piece (26 lbs-in/piece)
- Door weight: Max. 10kg/pair (22 lbs/pair)
- Ring retainer for pins not included.



Installation

Item No.	Weight (g)	Box (pcs)	Carton (pcs)
HG-YS65C	190	10	100

No.	Part Name	Material	Finish
①	Hinge	304 Stainless Steel	Polished
②	Stay		
③	Bracket		
④	Hinge Bracket		