



Drilling template for TIP-ON for TANDEMBOX



Symbolic image

- Template for pre-drilling the fixing positions for the locking mechanism and synchronization unit
- Drilling template can be used with assembled and unassembled drawers
- Assembly on a marking line
- Material: nylon/steel/aluminium

Assembly possibilities

- TANDEMBOX intivo
- TANDEMBOX antaro
- TANDEMBOX plus


Page instructions

Overview – templates	734
Overview – assembly possibilities	736



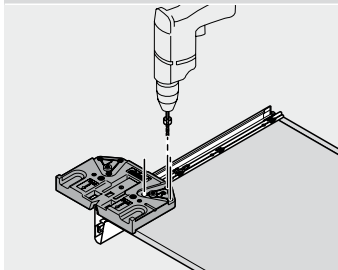
Application video

Order information

	Description	Part no.
	Drilling template for TIP-ON for TANDEMBOX	65.5050
Composed of:		
- 1 x	Template	
- 1 x	Stop	
- 1 x	Drilling depth spacer Ø 5 mm	
- 1 x	Reducing bush Ø 5 to Ø 2.5 mm	
- 1 x	Allen key	

Assembly possibilities

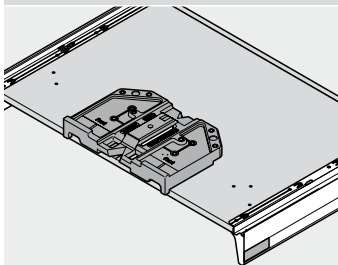
TANDEMBOX intivo/TANDEMBOX antaro/TANDEMBOX plus



TIP-ON assembly – Locking mechanism unit

- Position template on unattached drawer base or on drawer side (attached 3-sided drawer)
- Drill fixing positions for locking mechanism unit

TANDEMBOX intivo/TANDEMBOX antaro/TANDEMBOX plus



TIP-ON assembly – Synchronisation unit

- Position template on drawer base on marking line
- Pre-drill fixing positions for synchronisation unit (Ø 2.5 mm)